




District Report Card: 2017


State: Arunachal Pradesh	District: West Siang
Class: 3	Subject: Mathematics
Schools: 61	Students: 732







Participation/Coverage


Students

<div>GENDER</div> <div></div>	Boys		Girls	
	Number	%	Number	%
	356	48.63	376	51.37

<div>AREA</div> <div></div>	Rural		Urban	
	Number	%	Number	%
	590	80.60	142	19.40

<div>CATEGORY</div> <div></div>	SC		ST		OBC		GEN	
	Number	%	Number	%	Number	%	Number	%
	25	3.42	534	72.95	4	0.55	169	23.09

<div>CWSN</div> <div> </div>	LD	VI	HI	S&LD	ID	Oth
	1	0	0	2	0	8

<div>Management</div> <div></div>	Government		Government-aided	
	Number	%	Number	%
	622	84.97	110	15.03

Average Performance of Students in Mathematics (%)

Overall	Gender		Area		Management		Social Group			
	Male	Female	Rural	Urban	Govt.	Aided	SC	ST	OBC	GEN
58.31	58.24	58.37	58.41	57.89	58.18	59.03	45.07	59.68	50.00	56.13

Performance on Learning Outcomes (LOs)

Learning Outcomes	Description	Average Performance(%)
M301	Reads and writes numbers up to 999 using place value	60.53
M302	Compares numbers up to 999 based on their place values	65.98
M303	Solves simple daily life problems using addition and subtraction of three digit numbers with and without regrouping	53.98
M304	Constructs and uses the multiplication facts (up till 10) in daily life situations	54.78
M305	Analyses and applies an appropriate number operation in the situation/ context	55.19
M306	Explains the meaning of division facts by equal grouping/sharing and finds it by repeated subtraction	42.21
M309	Identifies and makes 2D-shapes by paper folding, paper cutting on the dot grid, using straight lines etc.	82.62
M311	Fills a given region leaving no gaps using a tile of a given shape	48.22
M312	Estimates and measures length and distance using standard units like centimeters or meters & identifies relationships	25.74
M317	Reads the time correctly to the hour using a clock/watch	70.63
M318	Extends patterns in simple shapes and numbers	47.73
M319	Records data using tally marks, represents pictorially and draws conclusions	78.42

Range of Performance of Students who Answered Correctly							
Below 30%		30% - 50%		50% - 75%		Above 75%	
Number	%	Number	%	Number	%	Number	%
92	12.57	192	26.23	247	33.74	201	27.46

Lowest Performing Learning Outcomes (LOs)

- 1 - Estimates and measures length and distance using standard units like centimeters or meters & identifies relationships (25.74)
- 2 - Explains the meaning of division facts by equal grouping/sharing and finds it by repeated subtraction (42.21)
- 3 - Extends patterns in simple shapes and numbers (47.73)
- 4 - Fills a given region leaving no gaps using a tile of a given shape (48.22)
- 5 - Solves simple daily life problems using addition and subtraction of three digit numbers with and without regrouping (53.98)